

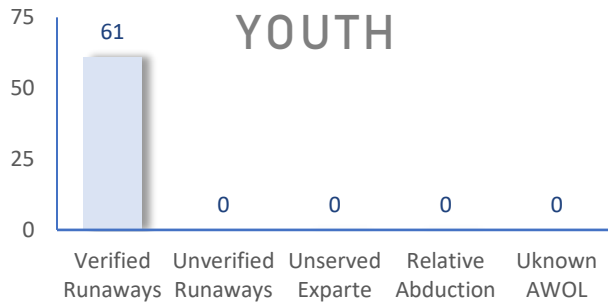
The following statistics show the status and demographics of absent Kansas foster youth and track DCF's successful recovery efforts.

## RECOVERED YOUTH

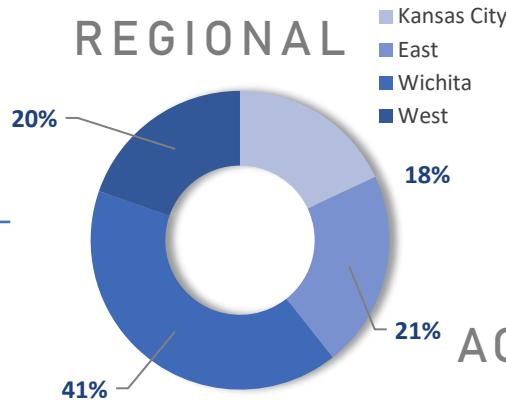


\*A youth may be recovered more than once per month.

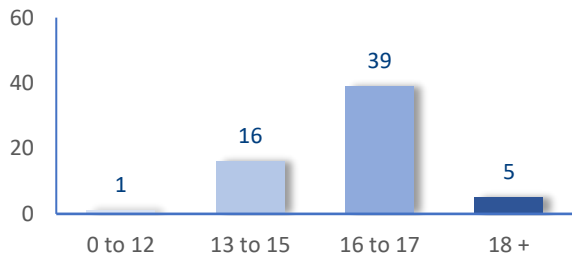
## CURRENT AWOL YOUTH



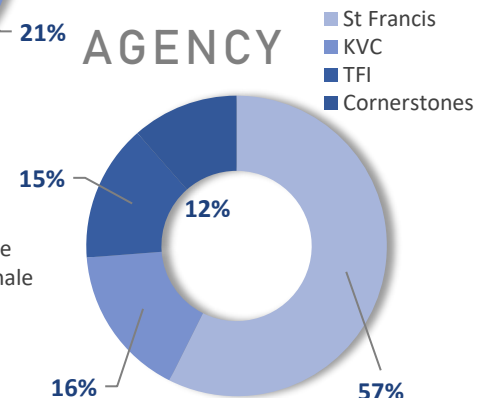
## REGIONAL



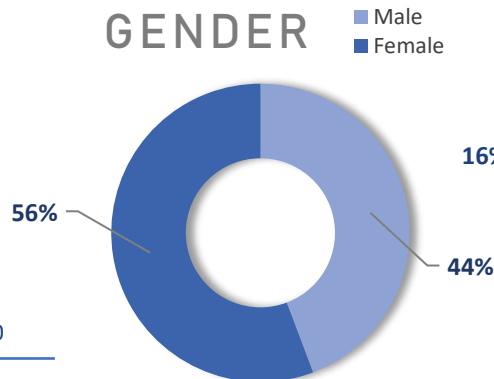
## AGE



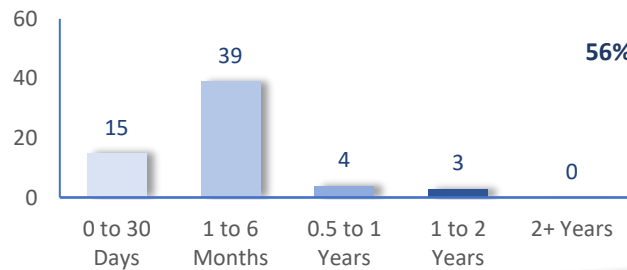
## AGENCY



## GENDER



## TIME



## DAILY AWOL YOUTH

# 2021

July		August		September		October	
DATE	# AWOL	DATE	# AWOL	DATE	# AWOL	DATE	# AWOL
1	63	2	79	1	67	1	60
2	63	3	79	2	66	4	60
6	69	4	80	3	64	5	60
7	69	5	82	7	62	6	60
8	69	6	76	8	62	7	60
9	68	9	74	9	65	8	58
12	67	10	73	10	62	11	61
13	68	11	72	13	63	12	63
14	67	12	70	14	64	13	61
15	65	13	69	15	66	14	
16	68	16	69	16	65	15	
19	67	17	73	17	67	18	
20	68	18	68	20	66	19	
21	68	19	69	21	70	20	
22	68	20	66	22	72	21	
23	72	23	68	23	70	22	
26	74	24	69	24	62	25	
27	75	25	66	27	60	26	
28	79	26	66	28	67	27	
29	77	27	64	29	67	28	
30	75	30	65	30	64	29	
		31	66				